


ART VALUE REPORT



Request your Art Value Report
and learn more about the pieces you own.

At Sybaris Collection, we are interested in knowing the market performance of an art piece in a specific year or the aggregate behavior of an artists artwork, for that we offer the *Art Value* service.

Request the *Art Value Report*, a periodic report for your art pieces indicating the appreciation or depreciation in value. We will also track the behavior of artwork in the market to help you identify the best time to sell the piece. We closely track valuation of art pieces, providing regular reports when significant changes occur to support your documentation efforts.

The advantages of the service are: value the right moment to sell / buy and art piece; capture the market taste and identify the trending artists; appreciate the artworks or artists value in certain year; or simply understand the market in specific time.

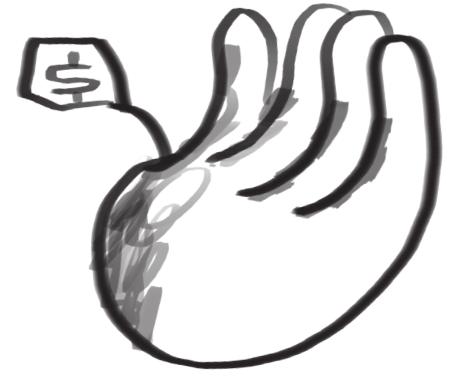

Art Investment

As a special service to collectors searching for art as an investment, we provide investment curation services. Pieces are curated specifically for your investment collection to help your collection increase in value over time.

Why Sybaris?

Our team of art experts maintains a watchful eye on your collection for you by also observing comparative sales, and advising you when the time is right for buying or selling your pieces!

What indicators do we provide to consider an Artwork Performance?



A. *Mobility Rate*

The mobility rate is a quotient between 0 and 100, it indicates the acceptance in the market for a specific artwork (or artist) in a specific year. This value reflects the successes in the attempts of transaction, the closest to 100 this value is, means that for that year the artwork was more appreciated by the buyers. It is useful since it indicates how easy an artwork was sold or bought.

B. *Estimated Market Price*

Sybaris Collection establishes a market price of the artworks of an artist using statistical techniques that guarantee the price reflects the market's dynamic. The value obtained is expressed in the monetary unit MXN dollar. Use: quantify the performance of the investment made in an artwork for a fixed period.

C. *Sybaris Collection Global Index*

This index allows to observe the rise in an artwork's price taking a date as reference. If we take 2010 as base year, and we observe a value of 110 in 2015, this means the price rose 10% in five years. This index is useful since it gives us an idea of the tendency the artworks' prices follow in the market. It also allows a similar analysis to the one made for an action in the stock exchange.

D. *Transactions indicator*

The transactions indicator is a tool that measures and groups by price the number of artworks by an artist sold in a specific year. This indicator is useful since it allows you to classify the sales for an artist by their prices in order to know the expected price when selling the artwork. In this case, the heterogeneity of the artworks is not being considered, so the indicator should be seen as a description of the reality and not as a future estimator.

Legal Disclaimer

The Art Value Report is an estimate service, not an appraisal. It is issued on the basis that the submitted artwork is authentic, in good condition and of flawless provenance.

An estimate has no legal force and serves for information purposes only.